

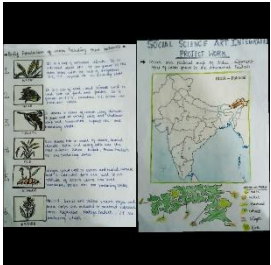




Subject	Art Integrated Topic and Photos	Methodology	Learning Outcomes	Rubrics	Project Starting and Ending Date
English	<p>Make a project on 5 different tourist destinations of Arunachal Pradesh.</p> <ul style="list-style-type: none"> ■ Power Point Presentation ■ Movie Making ■ Project on a scrap File 	<ul style="list-style-type: none"> ● The class was divided into 5 groups. ● Each group was assigned to make a project on different destinations. ● Each group, featured different aspects of the destination i.e. vibrant Biodiversity, Spectacular valleys, Popular hillstations and beautiful Waterfalls. ● Each group, collected information according to sub topics given below- <ul style="list-style-type: none"> ● Flora ● Fauna ● Origin ● Etymology ● Tourist Attractions ● Culture ● Location ● History ● Religion ● Festival ● people <p>The participants according to their groups, created a short movie, a PPT and a project on a scrap file. The time duration of the movie was 3 minutes. The movie also had a title and a message.</p> <ul style="list-style-type: none"> ● A PPT was made showing all the necessary information about different picturesque destinations. ● At last, each student gave the viva related to his/her tourist destination and group discussion was held 	<ul style="list-style-type: none"> ● To know that Arunachal Pradesh is also called 'A land of Dawn Lit Mountains.' ● To revive an interest and curiosity in the contemporary life of people of Arunachal Pradesh. ● To encounter the culture, biodiversity, festivals, rich ecosystem, religion of Arunachal Pradesh. ● will develop awareness about the lifestyle and occupation of the people. ● Will be curious about the unexplored beauty of North east and promote its tourism by convincing elders to explore it. ● Will realise the importance of nature and try to conserve it. ● Will learn about the Importance collaboration 	<ul style="list-style-type: none"> ● Relevance of the content (1 Mark) ● Presentation (2 Marks) ● Creativity (2 Marks) 	17 – 22 August
हिंदी व संस्कृत	"भारत एक कृषि प्रधान देश है", जो अपने पर्यटन स्थलों के लिए भी जाना जाता है। विभिन्न प्रदेशों की फसलें व पर्यटन स्थल	1.परियोजना कार्य हेतु विद्यार्थियों के पांच समूह बनाए गए।	1.विद्यार्थियों में सामूहिक रूप से कार्य करने की भावना विकसित हुई।	1.विषय वस्तु	24 अगस्त से 29 अगस्त तक

		<p>2. भारतीय कृषि की प्रधानता स्पष्ट करते हुए खाद्यान्न, फल व सब्जियों की एक सूची तैयार कीजिए।</p> <p>3. मेघालय राज्य के पर्यटन स्थलों की जानकारी एकत्र कीजिए।</p> <p>4. 'मेघालय को बादलों का घर कहा गया है' इस वाक्य की सार्थकता को स्पष्ट करते हुए मेघालय की प्राकृतिक छटा का सचित्र वर्णन कीजिए।</p>	<p>2. भारत में उगाए जाने वाले फल, खाद्यान्न व सब्जियों की जानकारी प्राप्त हुई।</p> <p>3. मेघालय राज्य के पर्यटन स्थलों की जानकारी प्राप्त हुई।</p> <p>4. मेघालय राज्य में कृषि से उत्पन्न आय के संसाधनों की जानकारी प्राप्त हुई।</p> <p>कौशल: रचनात्मक एवं कलात्मक कौशल में वृद्धि होना।</p>	<p>2. शब्द चयन</p> <p>3. व्याकरणिक ज्ञान</p> <p>4. लिखावट</p> <p>5. प्रस्तुति</p>	
<p>SOCIAL SCIENCE INTEGRATED WITH SCIENCE</p>	<p>Project making on geographical location, vegetation and wildlife of Arunachal Pradesh and Meghalaya.</p> <ul style="list-style-type: none"> • Cut and paste • Collage making • Symposium • PPT's Presentation • Poster making. 	<ul style="list-style-type: none"> • Class is divided into 4- 5 group. • Each group made on different lifelines i.e., Geographical locations, tribes, handicraft, Agricultural production & its nutritional value, National Highways Railways Airways inland waterways communication etc. • The students prepared scrap book, PPT, posters, chart tabulation, maps, talks. 	<ul style="list-style-type: none"> • Inculcate value of integrity others, unifying bond. • To develop a static sensibility to Indian culture. • To revive an interest in the contemporary life of people of Meghalaya and Arunachal Pradesh. 	<p>2 marks for explanation. 2 marks for presentation 1 mark for creativity</p>	<p>12.10.2020 to 17.10.2020</p>

<p>Mathematics</p>	<p>Warli Art</p> <p>-Painting</p> <p>-Collages</p> <div style="display: flex; justify-content: space-around; align-items: center;">   </div>	<p>Class is divided into 3 groups.</p> <ul style="list-style-type: none"> • Each group will plan, draft, produce a painting in the Warli style. • Students will cut geometric shapes of different shapes for collages. • Each student will explain about different concept of maths used in it such as shapes, symmetry etc 	<p>This activity will enable the Students to understand that-</p> <ul style="list-style-type: none"> • Visuals arts have a relationships on both maths and history. • The Warli paintings are one example of how aspects of cultures(values, technology, shapes) are transmitted from generation to generation within a family, community or society. • The properties of lines, curves, circle, triangles, etc 	<p>Creativity1.5 marks Neatness1.5 marks Presentation2 marks</p>	<p>31.08.2020 to 5.09.2020</p>
--------------------	--	--	---	--	--------------------------------